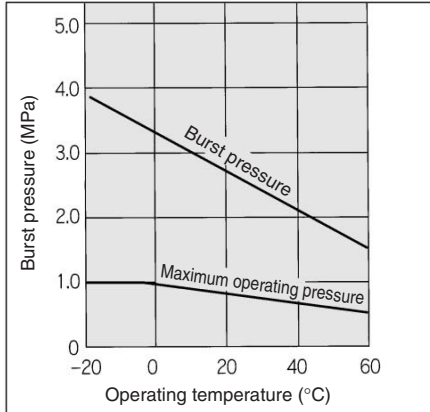


Polyurethane Coil Tubing

Series TCU



For flexible tubing
Compact piping possible
Burst Pressure Characteristics
Curve and Operating Pressure



⚠ Precautions

Be sure to read before handling.
Refer to pages 15-18-3 to 4 for Safety Instructions and Common Precautions on the products mentioned in this catalog, and refer to pages 15-1-10 to 11 for Precautions on every series.

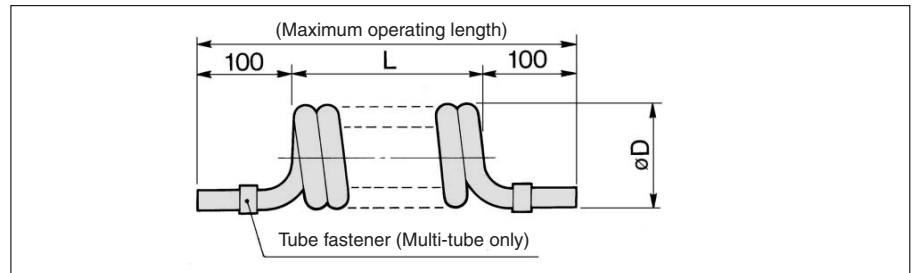
⚠ Caution

- Please consult with SMC regarding use with any fluids other than air.
- Refer to the burst pressure characteristics curve for other temperatures. Furthermore, abnormal temperature rises caused by adiabatic compression may result in the burst of the tube.

Model/Specifications

Model	TCU 0425B-1	TCU 0425B-2	TCU 0425B-3	TCU 0604B-1	TCU 0604B-2	TCU 0604B-3	TCU 0805B-1
Number of cores	1 core	2 cores	3 cores	1 core	2 cores	3 cores	1 core
Tubing O.D. (mm)	4			6			8
Tube I.D. (mm)	2.5			4			5
Fluid	Air						
Max. operating pressure (at 20°C)	0.8 MPa						
Burst pressure	Refer to the burst pressure characteristics curve.						
Operating temperature	-20 to +60°C						
Material	Polyurethane						
Color	Black						

Dimensions



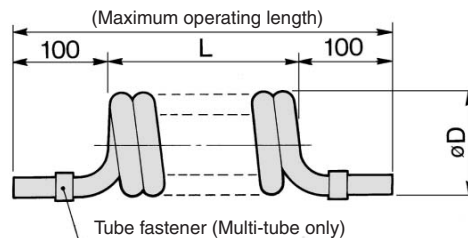
Specifications Model	Tubing size (mm)		Coil (mm)		No. of cores	No. of coil windings per tube length	Max. operating length (m)	Standard unit of packing
	O.D.	I.D.	L	øD				
TCU0425B-1	4	2.5	210	18	1	52	1.5	5 tubes/case
TCU0425B-2			280	28	2	35		
TCU0425B-3			265		3	22		
TCU0604B-1	6	4	325	24	1	54	2	
TCU0604B-2					2	27	1.5	
TCU0604B-3			305	37	3	17	1	
TCU0805B-1	8	5	330	31	1	41	2	

* Dimensions are changeable due to material.

Made to Order

Change of coil turns, Change of color

(Please contact SMC for specifications in detail, dimensions and delivery.)



Specifications Model	Tubing size (mm)		Coil (mm)		No. of cores	No. of coil windings per tube length (N)	Max. operating length (mm)	Specifications Model	Tubing size (mm)		Coil (mm)		No. of cores	No. of coil windings per tube length (N)	Max. operating length (mm)
	O.D.	I.D.	L	øD					O.D.	I.D.	L	øD			
TCU0425□-1-N-X6	4	2.5	N x 4	18	1	3 to 90	L x 5.9 + 200	TCU0805□-1-N-X6	8	5	N x 8	31	1	3 to 90	L x 5.2 + 200
TCU0425□-2-N-X6			N x 8	28	2	3 to 90	L x 4.4 + 200	TCU0805□-2-N-X6			N x 16	42	2	3 to 40	L x 3 + 200
TCU0425□-3-N-X6			N x 12	28	3	3 to 63	L x 2.9 + 200	TCU1065□-1-N-X6	10	6.5	N x 10	52	1	3 to 45	L x 5 + 200
TCU0604□-1-N-X6	6	4	N x 6	24	1	3 to 90	L x 5.3 + 200	TCU1065□-2-N-X6			N x 20	52	2	3 to 35	L x 3 + 200
TCU0604□-2-N-X6			N x 12	37	2	3 to 66	L x 3.8 + 200	TCU1208□-1-N-X6	12	8	N x 12	67	1	3 to 35	L x 5 + 200
TCU0604□-3-N-X6			N x 18	37	3	3 to 44	L x 2.5 + 200	TCU1208□-2-N-X6			N x 24	67	2	3 to 30	L x 3 + 200

* □: B (Black), W (White), R (Red), BU (Blue), Y (Yellow), G (Green), C (Clear), YR (Orange)